





Counting Tomatoes

Directions: Show the children in your care a garden where tomatoes are grown. Discuss how tomatoes grow. As a follow-up to that activity, have children place the number of tomatoes on the plants below as indicated by the number in each square. There are several options for making the tomatoes. 1) Use a Q-tip or pencil-top eraser to dip into red paint or onto a red ink pad and then stamp onto the paper. 2) Use a red marker or crayons to draw tomatoes. 3) Use red coding dots to stick onto the plants below.

 <p>2</p>	 <p>5</p>
 <p>4</p>	 <p>3</p>